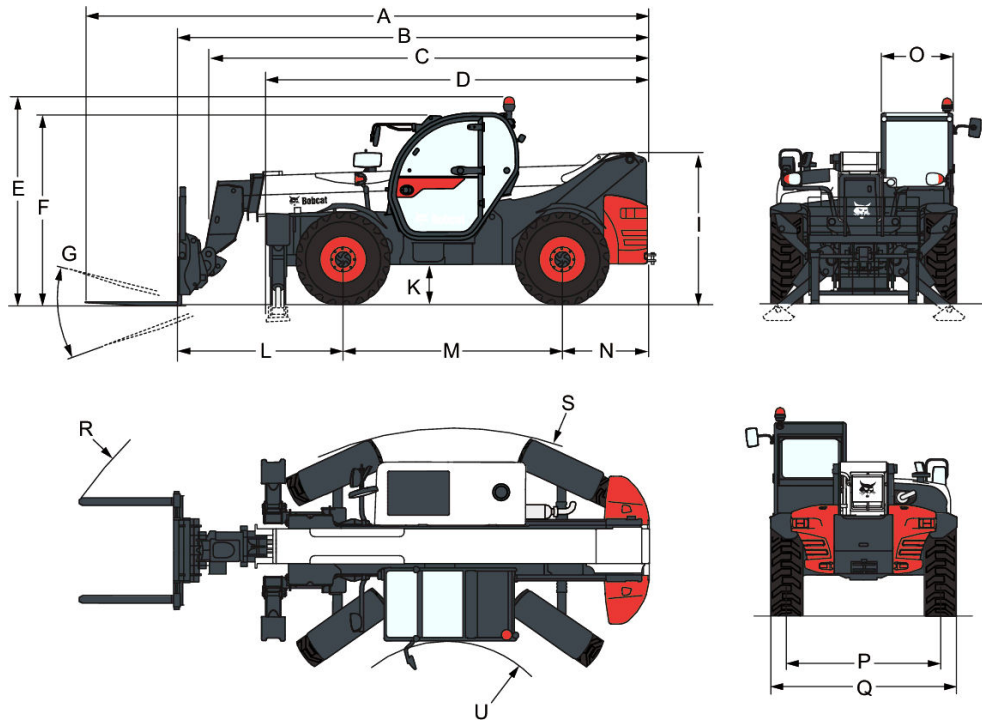


T35-130SLP 75 V R-Series Telescopic Handler

Telescopic Specifications

Dimensions

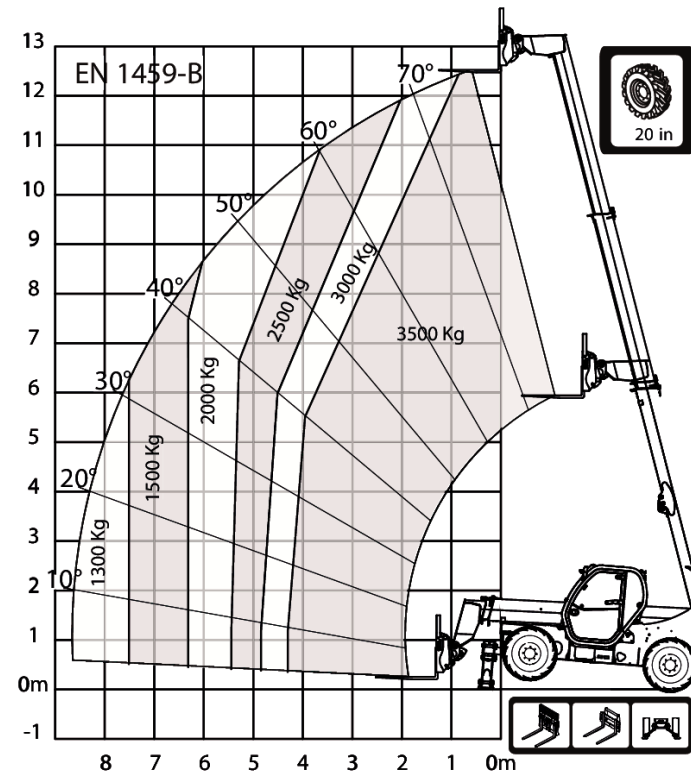
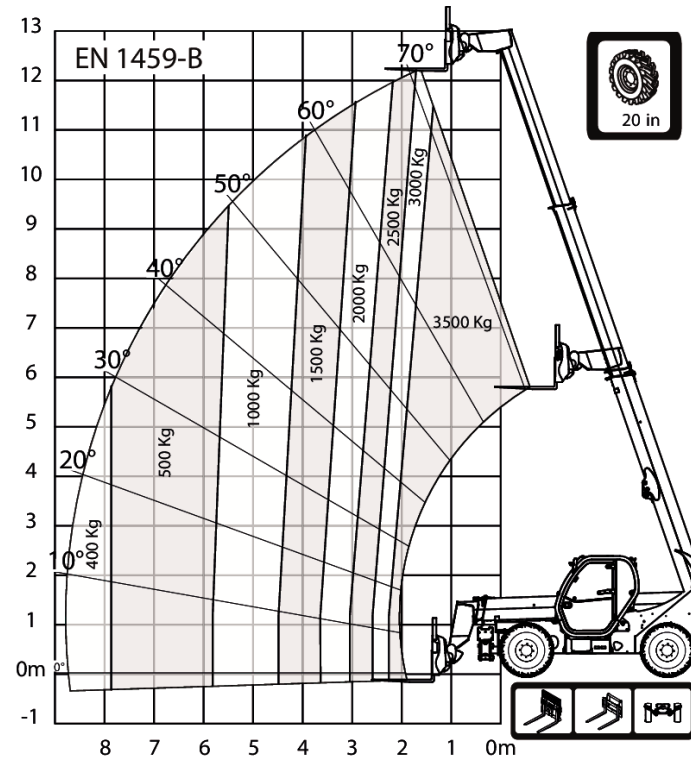


(A) Overall length (to forks tip)	7081.0 mm
(B) Overall length (to forks face)	5876.0 mm
(C) Overall length (to headstock pin)	5541.0 mm
(D) Overall length (to front tyres / Stabilizers (when equipped))	4950.0 mm
(E) Overall height (with rotating beacon)	2586.0 mm
(F) Overall height (with roof wiper)	2430.0 mm
(I) Height back of the machine	1869.0 mm
(K) Ground clearance	422.0 mm
(L) Length - Front axle to forks face	1919.0 mm
(M) Wheelbase	2850.0 mm
(N) Length - Rear axle to machine rear	1107.0 mm
(O) Operator cab outside width	930.0 mm
(P) Track width	1992.0 mm
(Q) Width over standard tyres	2418.0 mm
(S) External turning radius (at tyres)	4150.0 mm
(U) Internal turning radius (cab)	1519.0 mm
(R) External turning radius (with forks spaced 1040 mm ext.)	5696.0 mm
(G) Carriage rotation angle	124.0°

T35-130SLP 75 V R-Series Telescopic Handler

Telescopic
Specifications

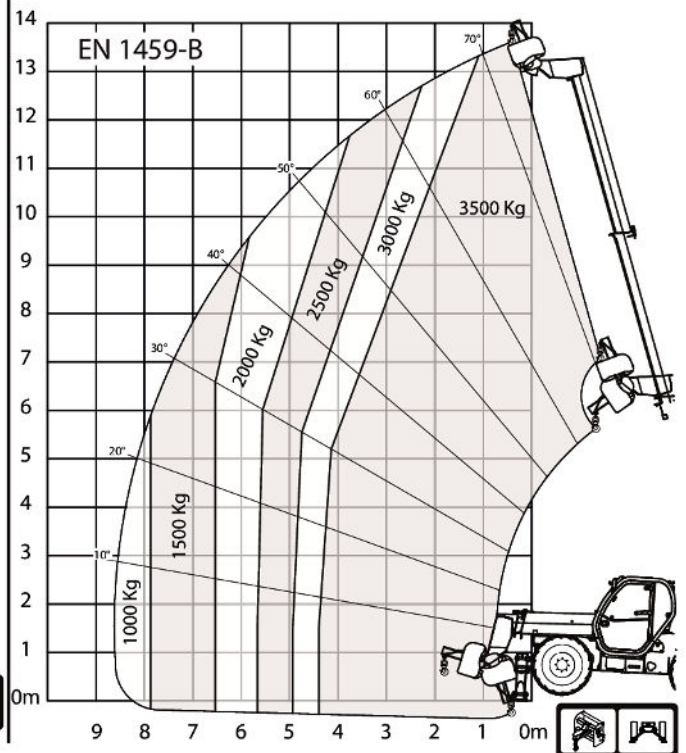
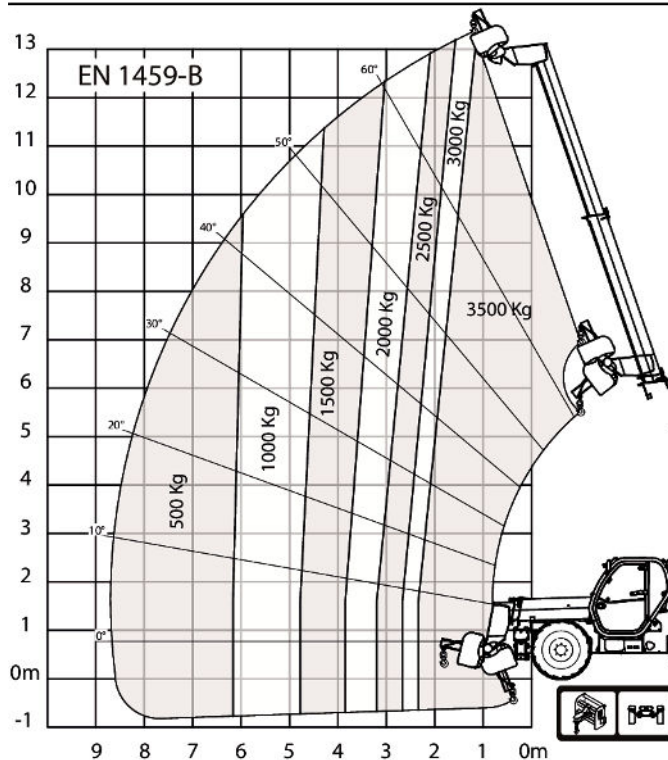
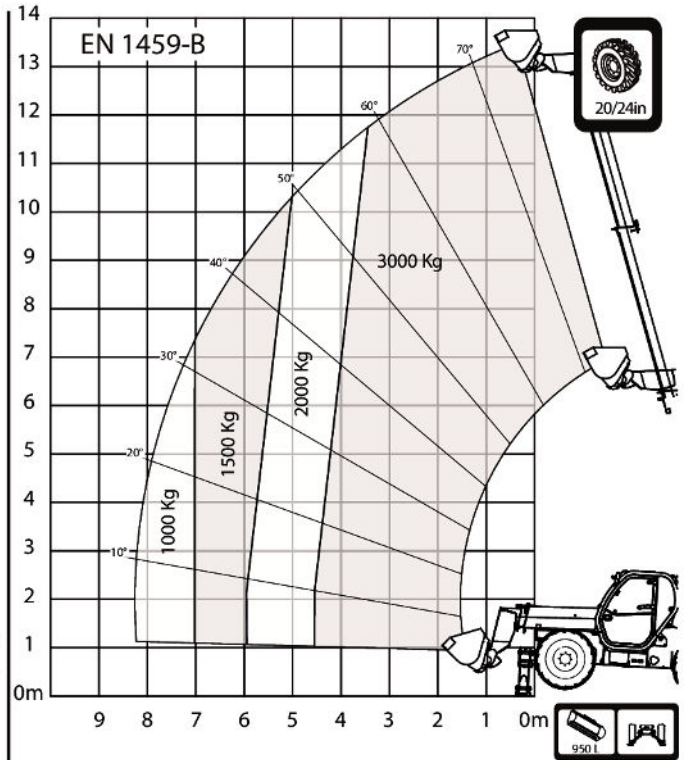
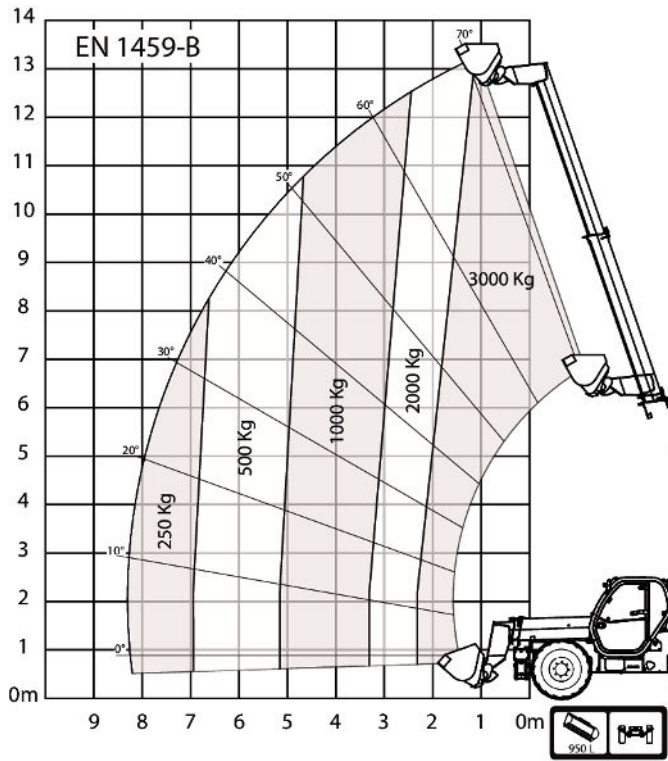
Load Charts



T35-130SLP 75 V R-Series Telescopic Handler

Telescopic Specifications

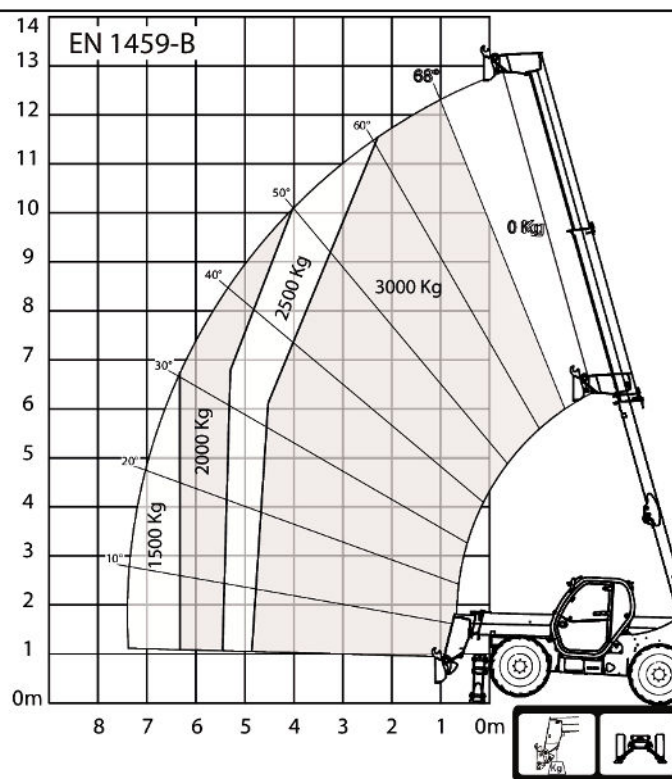
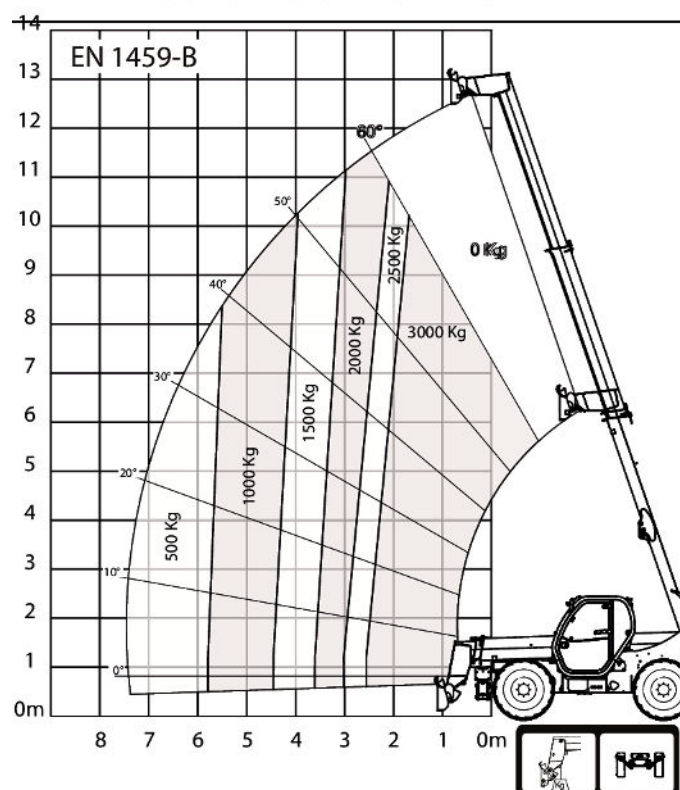
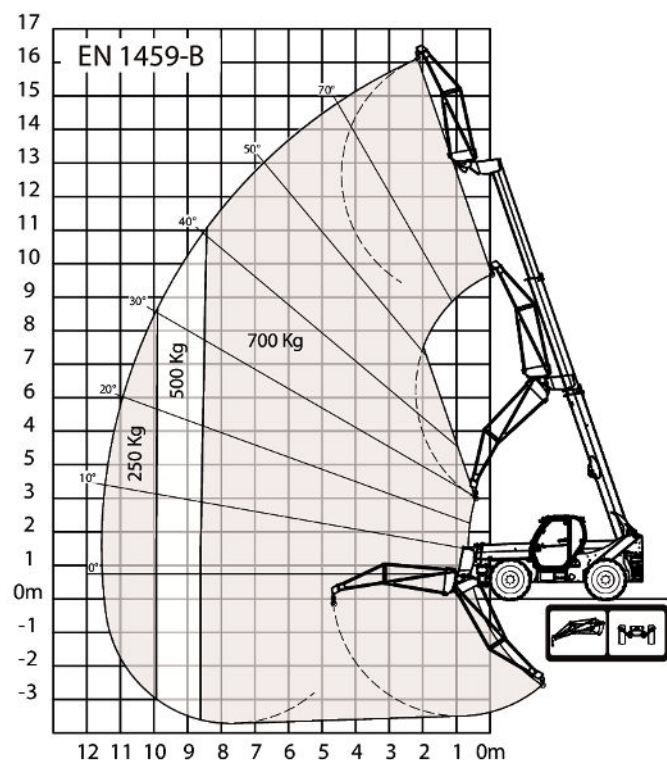
Load Charts



T35-130SLP 75 V R-Series Telescopic Handler

Telescopic
Specifications

Load Charts



T35-130SLP 75 V R-Series Telescopic Handler

Telescopic Specifications

Performance

Tilt Breakout force	12300 daN
Drawbar pull (20" tyres)	5400 daN
Drawbar pull (24" tyres)	4500 daN
Max. gradeability (20" tyres)	33.0°
Max. gradeability (24" tyres)	30.0°
Max. gradeability with rated load (20" tyres)	26.0°
Max. gradeability with rated load (24" tyres)	21.0°
Rated capacity	3500 kg
Capacity (at max. height on tyres)	3000 kg
Capacity at max. reach (20" tyres)	400 kg
Capacity at max. reach (24" tyres)	400 kg
Capacity at max. height on stabilizers	3500 kg
Capacity at max. reach on stabilizers	1300 kg
Lifting height (20" tyres)	12242.0 mm
Lifting height (24" tyres)	12326.0 mm
Lifting height on stabilizers (20" tyres)	12468.0 mm
Lifting height on stabilizers (24" tyres)	12552.0 mm
Max. reach (20" tyres)	8764.0 mm
Max. reach (24" tyres)	8690.0 mm
Max. reach on stabilizers (20" tyres)	8760.0 mm
Max. reach on stabilizers (24" tyres)	8600.0 mm
Reach at max height on tyres (20" tyres)	1607.0 mm
Reach at max height on tyres (24" tyres)	1520.0 mm
Leveling - Boom lift angle < 50°	4.0°
Leveling - Boom lift angle > 50°	2.0°
Side shift - Boom down Retracted	220.0 mm
Side shift - Boom at max reach Extended	740.0 mm
Side shift - Boom up 50° Retracted	800.0 mm
Side shift - Boom up 50° Extended	1800.0 mm
Side shift - Boom max angle Extended	950.0 mm

Cycle times

Boom raising	16.0 s
Boom lowering	10.0 s
Boom extension	21.0 s
Boom retraction	12.0 s
Crowding	6.0 s
Dumping	5.0 s

Weights

Unladen weight (20" tyres)	8605 kg
Unladen operating Weight (20" tyres)	8810 kg
Unlade operating Weight on front axle (20" tyres)	3825 kg
Unladen operating Weight on rear axle (20" tyres)	4985 kg
Unladen weight (24" tyres)	8705 kg
Unladen operating Weight (24" tyres)	8910 kg
Unlade operating Weight on front axle (24" tyres)	3875 kg
Unladen operating Weight on rear axle (24" tyres)	5035 kg
Max ground Pressure on tyres-hard soil	12.0

T35-130SLP 75 V R-Series Telescopic Handler

Telescopic Specifications

Max ground Pressure on stabs 12.0

Engine

Make / Model	Bobcat D34
Fuel	DIESEL
Cooling	COOLANT
Rated power (ISO 14396)	55.0 kW
Rated speed	2400.0 RPM
Maximum torque at 1400 rpm	360.0 Nm
Number of cylinders	4.0
Displacement	3.41 L
Bore	98.0 mm
Stroke	113.0 mm
Lubrication	Gear pump pressure
Crankshaft Ventilation	Close breathing
Air filter	Dry replaceable cartridge with safety element
Ignition	Diesel compression

Electrical

Alternator	140 A
Battery	110.0
Starter	2.7 kW

Hydraulic System

Pump type	Gear pump with LS valve
Pump capacity	80.00 L/min
Relief valve pressure setting	250.00 bar
Control valve type	Open center with flow sharing & flow compensators technology
Hydraulic filter specs	Full flow filtration
Auxiliary flow front	65.00 L/min

Drive system

Transmission	Hydrostatic with electronic regulation
Main Drive	Hydrostatic motor

Traction

Standard Tyres	405/70-20 16PR TM R4
Max speed - rabbit mode (24" / 20")	24 / 20,5

Optional Tyres

CAMSO 400/80-24 / 20PR TM R4
MICHELIN 400/80-24 162A8 IND TL POWER CL
DUNLOP 405/70R24 168A2 152J MPT SPT9

Brakes

Engine Braking	Hydrostatic
Parking and Emergency brake	Passive brake
Service Brake	Oil immersed discs

T35-130SLP 75 V R-Series Telescopic Handler

Telescopic Specifications

Steering

Steering Pump	Priority valve on pump
Steering Mode	2 wheel steering / 4 wheel steering / Crab-steering

Fluid Capacities

Axles front/rear	8,2/9,1
Gear box	0.80 L
Cooling system with heater	14.50 L
Engine oil with filter	12.60 L
Fuel tank	145.00 L
Hydraulic tank	76.00 L
Hydraulic system	155.00 L

Fluid Specifications

Coolant	Ethylen Glycol Mix 50:101
Engine Oil	"ACEA E7/9 API CJ-4 or above Viscosity: -30 to 40 °C : SAE 0W30 -20 to 40°C : SAE 5W30 -15 to 40°C : SAE 10W30"
Fuel	"Diesel fuel low Sulphur - EN 590 : 2013 -ASTM D975C-15 Grade 1D or 2D S15"
Brake Fluid	None. Brakes use hydraulic system pressure
Hydraulic Fluid	MS68
Transmission Oil	ELF SF3 / TOTAL DYNATRANS FR
Grease for hinges and boom gliders	TOTAL MULTIS EP2

Controls

Engine	Electronic engine speed governor
Starting	Key-type starter switch and shutdown.
Front auxiliary	Variable thumbwheel on joystick
Boom raising / lowering	Joystick electronic
Boom extension /retraction	Variable thumbwheel on joystick
Service brake	Pedal-activated wet multi-disk on front axle
Secondary brake	Passive brake
Parking brake	Passive brake
Steering	Proportional hydraulic steering via a conventional steering wheel
Speed range and Forward/reverse drive	Switch for hydrostatic motor and switch on joystick or lever for FNR
Steering modes	Button and screen for selection
Auxiliary pressure release	Standard coupler + pressure release on control valve spool
Eco mode	Eco mode switch
SHS mode	SHS mode switch

Instruments

Instruments

T35-130SLP 75 V R-Series Telescopic Handler

Telescopes Specifications

- Gauges
 - Engine RPM
 - Total operating hours
 - Job hours
 - Boom angle
 - Vehicle speed
 - Fuel gauge
 - Engine coolant temperature gauge
- Indicators
 - Front and rear wheel alignment status on screen
 - Headlight full beam
 - Headlight low beam
 - Position lights
 - Left and right turn
 - Trailer turn
 - Parking brake
 - Longitudinal stability level
 - Windscreen wipers
 - Work lights
 - Flashing warning light
 - Hazard warning lights
 - Gear Speed choice
 - Hydraulic function lock
 - Rear fog lights
 - Heater fan
 - Hydraulic fluid over-temperature
 - Engine coolant over-temperature
 - Low oil pressure
 - Battery not charging
 - Longitudinal stability alarm

Serviceability

Serviceability

- Access through the side engine cover and access panel:
 - Air cleaner
 - Fuel filter
 - Engine oil filter
 - Engine oil dipstick
 - Starter
 - Alternator
- Access within the cab:
 - Glass washer fluid
 - Fuses, diodes and relays
 - ISL control box

Environmental

Operator noise level (LpA) (EN 12053)	75 dB(A)
Level of acoustic power (LwA)	104 dB(A)
Whole body vibration (EN 13059)	0.90 ms ⁻²

GET **A QUOTE**

Simply click **the button** or scan **the QR code** below to access our quote request form.

We will contact you as soon as possible.
Thank you!



REQUEST QUOTE >