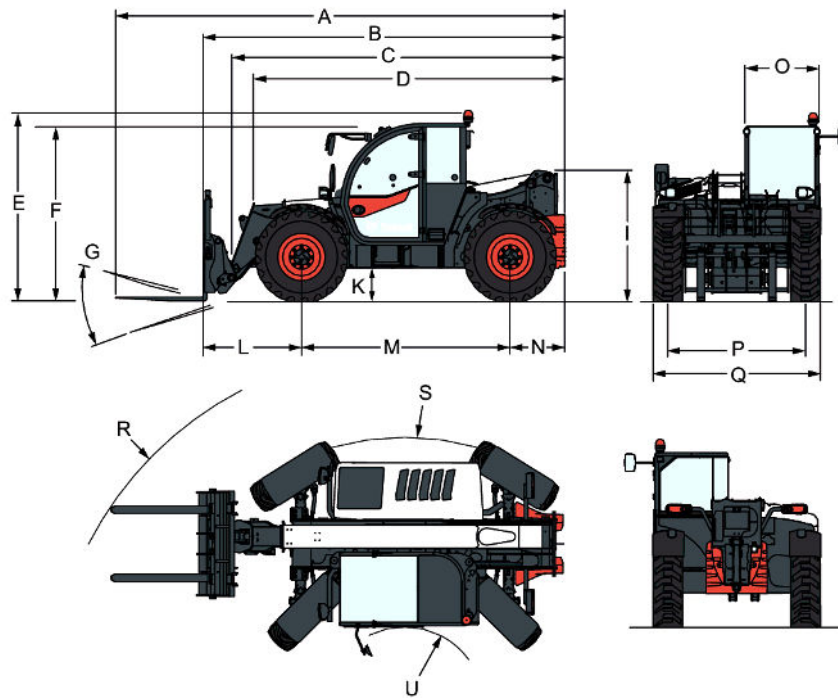


TL43-80HF 135 V R-Series Telescopic Handler

Telescopic Specifications

Dimensions

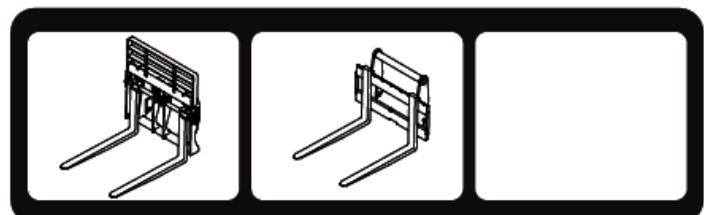

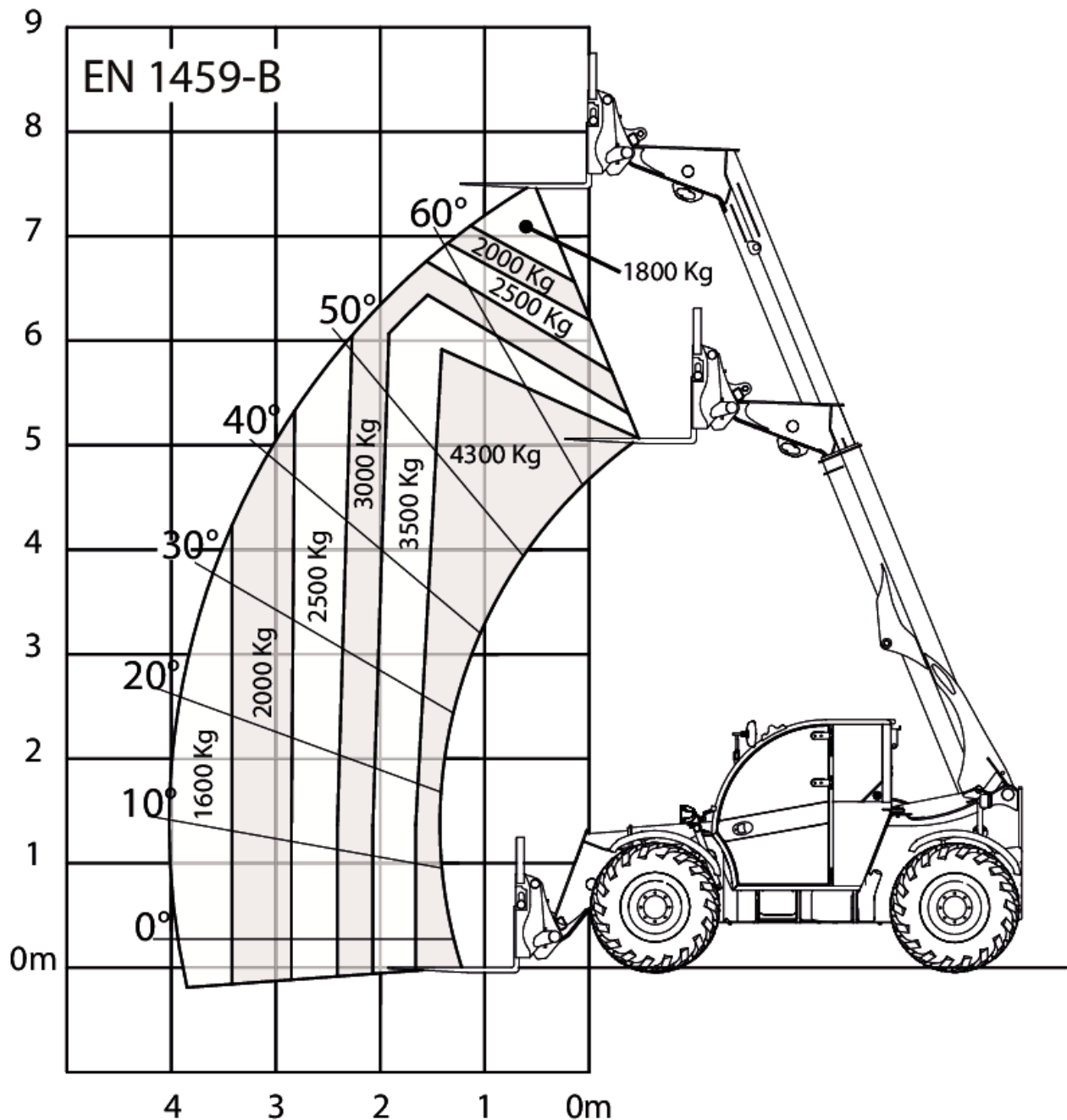


(A) Overall length (to forks tip)	6180.0 mm
(B) Overall length (to forks face)	4975.0 mm
(C) Overall length (to headstock pin)	4585.0 mm
(D*) Overall length (to front tyres 24" / Stabilizers (when equipped))	4256.0 mm
(E*) Overall height with 24" tyres (with rotating beacon)	2587.0 mm
(F*) Overall height with 24" tyres (with roof wiper)	2457.0 mm
(I*) Height back of the machine with 24" tyres	1770.0 mm
(K) Ground clearance	346.0 mm
(K*) Ground clearance with 24" tyres	430.0 mm
(L) Length - Front axle to forks face	1352.0 mm
(M) Wheelbase	2870.0 mm
(N) Length - Rear axle to machine rear	754.0 mm
(O) Operator cab outside width	1013.0 mm
(P) Track width	1895.0 mm
(Q) Width over standard tyres	2300.0 mm
(S*) External turning radius with 24" tyres (at tyres)	3714.0 mm
(U*) Internal turning radius with 24" tyres (cab)	1092.0 mm
(R*) External turning radius with 24" tyres (with forks spaced 1040 mm ext.)	4883.0 mm
(G) Carriage rotation angle	152.0°

TL43-80HF 135 V R-Series Telescopic Handler

Telescopic
Specifications

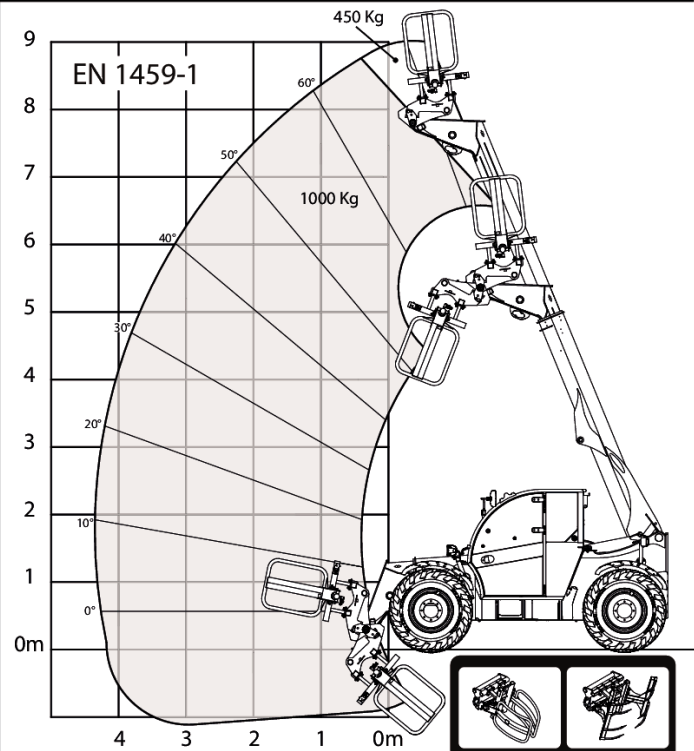
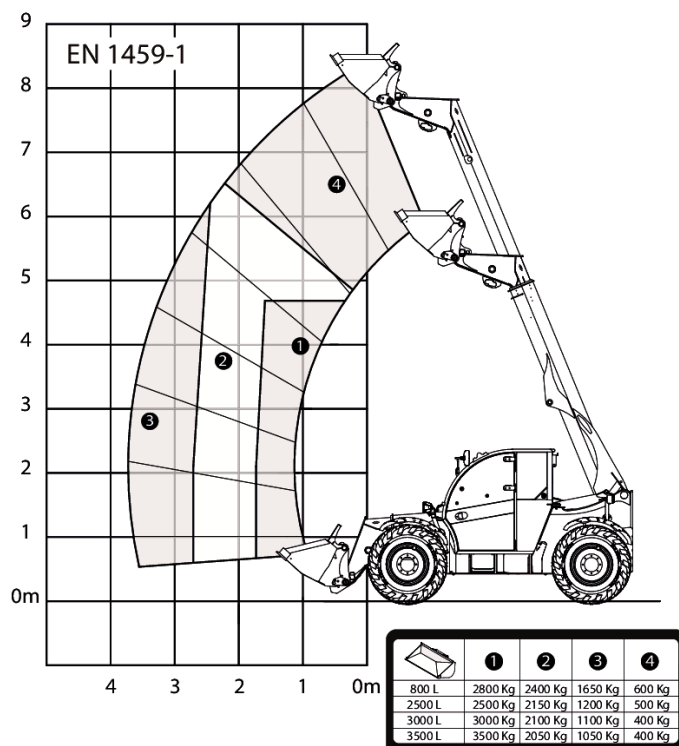
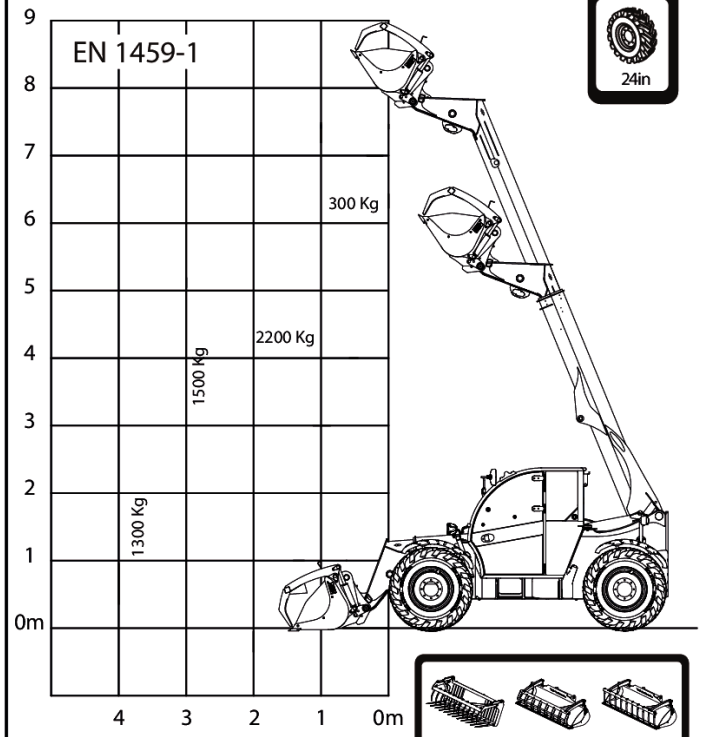
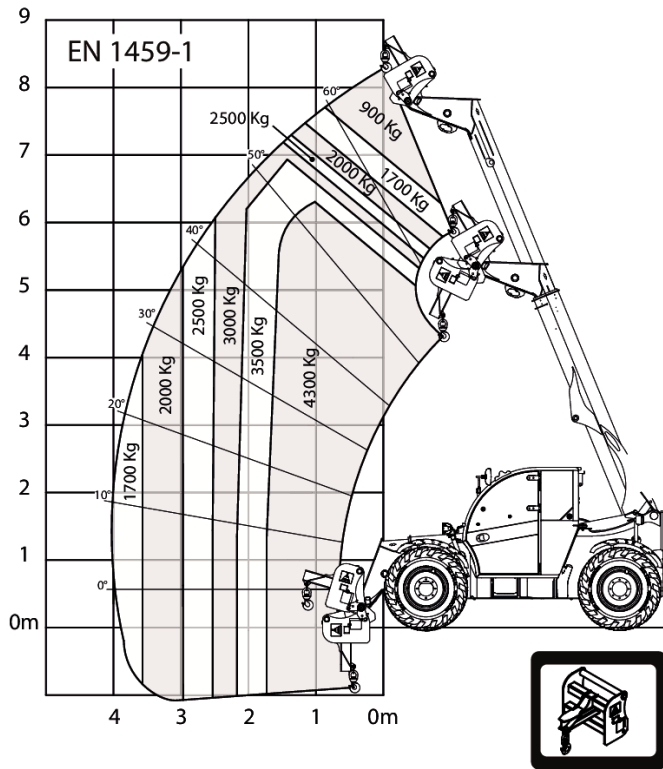
Load Charts



TL43-80HF 135 V R-Series Telescopic Handler

Telescopic Specifications

Load Charts



TL43-80HF 135 V R-Series Telescopic Handler

Telescopic Specifications

Performance

Tilt Breakout force	7000 daN
Drawbar pull (24" tyres)	7200 daN
Max. gradeability (24" tyres)	33.0°
Max. gradeability with rated load (24" tyres)	33.0°
Rated capacity	4300 kg
Capacity (at max. height on tyres)	1800 kg
Capacity at max. reach (24" tyres)	1600 kg
Lifting height (24" tyres)	7505.0 mm
Max. reach (24" tyres)	4022.0 mm
Reach at max height on tyres (24" tyres)	527.0 mm

Cycle times

Boom raising	6.5 s
Boom lowering	5.0 s
Boom extension	5.0 s
Boom retraction	4.5 s
Crowding	2.3 s
Dumping	2.0 s

Weights

Unladen weight (24" tyres)	7985 kg
Unladen operating Weight (24" tyres)	8180 kg
Unlade operating Weight on front axle (24" tyres)	3265 kg
Unladen operating Weight on rear axle (24" tyres)	4915 kg
Max ground Pressure on tyres-hard soil	11.0

Engine

Make / Model	Bobcat D34
Fuel	DIESEL
Cooling	COOLANT
Rated power (ISO 14396)	101.0 kW
Rated speed	2400.0 RPM
Maximum torque at 1400 rpm	500.0 Nm
Number of cylinders	4.0
Displacement	3.41 L
Bore	98.0 mm
Stroke	113.0 mm
Lubrication	Gear pump pressure
Crankshaft Ventilation	Close breathing
Air filter	Dry replaceable cartridge with safety element
Ignition	Diesel compression

Electrical

Alternator	140 A
Battery	110.0
Starter	2.7 kW

TL43-80HF 135 V R-Series Telescopic Handler

Telescopic Specifications

Hydraulic System

Pump type	LS piston pump with electric displacement limiter
Pump capacity	190.00 L/min
Relief valve pressure setting	255.00 bar
Control valve type	Close center with flow sharing & flow compensators technology
Hydraulic filter specs	Full flow filtration
Auxiliary flow front	150.00 L/min
Auxiliary flow rear	150.00 L/min

Drive system

Transmission	Hydrostatic with electronic regulation
Main Drive	Hydrostatic motor + 2 speed gearbox

Traction

Standard Tyres	400/80-24 / 20PR TM R4
Low range - turtle mode (24" / 20")	6
Low range - rabbit mode (24" / 20")	11
High range - turtle mode (24" / 20")	16
High range - rabbit mode (24" / 20")	30
Low range - turtle mode (24" / 20") - (Option high speed)	6
Low range - rabbit mode (24" / 20") - (Option high speed)	12
High range - turtle mode (24" / 20") - (Option high speed)	18
High range - rabbit mode (24" / 20") - (Option high speed)	40

Optional Tyres

MICHELIN 400/80-24 162A8 IND TL POWER CL
-
MICHELIN 460/70R24 159A8/159B XMCL IND TL
MICHELIN 500/70R24 164A8/164B IND TL XMCL
NOKIAN 460/65R24 156A8/151D TRI STEEL TL
DUNLOP 405/70R24 168A2 152J MPT SPT9
CAMSO TLH 792S 13.00-24 (Solid Tire)
ALLIANCE 460/70-R24 159A8
-
CAMSO TLH 792S 13/24
MICHELIN BIBLOAD 460/70R24 159A8/159B

Brakes

Engine Braking	Hydrostatic
Parking and Emergency brake	Passive brake
Service Brake	Oil immersed discs

Steering

Steering Pump	Priority valve on control valve
Steering Mode	2 wheel steering / 4 wheel steering / Crab-steering

TL43-80HF 135 V R-Series Telescopic Handler

Telescopic Specifications

Fluid Capacities

Axles front/rear	9,1/9,1
Gear box	1.80 L
Cooling system with heater	15.00 L
Engine oil with filter	14.00 L
Fuel tank	138.00 L
Adblue ® tank	28.80 L
Hydraulic tank	59.00 L
Hydraulic system	126.00 L

Fluid Specifications

Coolant	Ethylen Glycol Mix 50:76
Engine Oil	"ACEA E7/9 API CJ-4 or above Viscosity: -30 to 40 °C : SAE 0W30 -20 to 40°C : SAE 5W30 -15 to 40°C : SAE 10W30"
Fuel	"Diesel fuel low Sulphur - EN 590 : 2013 -ASTM D975C-15 Grade 1D or 2D S15"
Brake Fluid	None. Brakes use hydraulic system pressure
Hydraulic Fluid	MS68
Transmission Oil	ELF SF3 / TOTAL DYNATRANS FR
Grease for hinges and boom gliders	TOTAL MULTIS EP2

Controls

Engine	Electronic engine speed governor
Starting	Key-type starter switch and shutdown.
Front auxiliary	Variable thumbwheel on joystick
Boom raising / lowering	Joystick electronic
Boom extension /retraction	Variable thumbwheel on joystick
Service brake	Pedal-activated wet multi-disk on front axle
Secondary brake	Passive brake
Parking brake	Passive brake
Steering	Proportional hydraulic steering via a conventional steering wheel
Speed range and Forward/reverse drive	Switch for hydrostatic motor and switch on joystick or lever for FNR
Steering modes	Button and screen for selection
Auxiliary pressure release	Bobcat Coupler
Eco mode	Eco mode switch
SHS mode	SHS mode switch

Instruments

Instruments

- Gauges
 - Engine RPM
 - Total operating hours
 - Job hours
 - Boom angle
 - Vehicle speed
 - Fuel gauge
 - Engine coolant temperature gauge

TL43-80HF 135 V R-Series Telescopic Handler

Telescopes Specifications

- Indicators
 - Front and rear wheel alignment status on screen
 - Headlight full beam
 - Headlight low beam
 - Position lights
 - Left and right turn
 - Trailer turn
 - Parking brake
 - Longitudinal stability level
 - Windscreen wipers
 - Work lights
 - Flashing warning light
 - Hazard warning lights
 - Gear Speed choice
 - Hydraulic function lock
 - Rear fog lights
 - Heater fan
 - Hydraulic fluid over-temperature
 - Engine coolant over-temperature
 - Low oil pressure
 - Battery not charging
 - Longitudinal stability alarm

Serviceability

Serviceability

- Access through the side engine cover and access panel:
 - Air cleaner
 - Fuel filter
 - Engine oil filter
 - Engine oil dipstick
 - Starter
 - Alternator
- Access within the cab:
 - Glass washer fluid
 - Fuses, diodes and relays
 - ISL control box

Environmental

Operator noise level (LpA) (EN 12053)	73 dB(A)
Sound pressure level at the operator station 2014 /1322	73 dB(A)
Annexe XIII - 40kmh : doors closed (doors opened) (LpA)	
Level of acoustic power (LwA)	107 dB(A)
Whole body vibration (EN 13059)	1.20 ms ⁻²

GET **A QUOTE**

Simply click **the button** or scan **the QR code** below to access our quote request form.

We will contact you as soon as possible.
Thank you!



REQUEST QUOTE >