

TIRES

Choose the right tire for your application



TIRES

When you depend on performance and reliability, count on Bobcat tires to deliver superior results in all job conditions.

- ▶ DESIGNED TO MAXIMIZE PRODUCTIVITY AND PERFORMANCE OF YOUR BOBCAT EQUIPMENT
- ▶ DEEP TREAD FOR BEST TRACTION AND LONG WEAR LIFE
- ▶ AVAILABLE IN A VARIETY OF TREAD PATTERNS SUITABLE FOR DIFFERENT APPLICATIONS

SKID STEER LOADERS PNEUMATIC TIRES



SKID STEER LOADERS PNEUMATIC TIRES

As Bobcat Skid Steer Loaders are enormously variable machines, used for many different tasks in changing conditions and environments, no single tire can serve all purposes. Choosing the best tire is important for machine traction, flotation, wear and overall performance. Tires with the correct pattern, height, width and ply rating will maintain proper operating efficiency and ensure support of maximum loads. Depend on genuine Bobcat tires for performance, reliability and superior results in all your tough jobs.





CHOOSE THE RIGHT TIRE FOR YOUR APPLICATION



**CUVED LUGS
IMPROVING TIRE
CLEANOUT**



**DEEP THREAD FOR
MAXIMUM TRACTION**



**TOUGH SIDEWALL FOR
MAXIMUM PROTECTION**

		SOFT SURFACE			MIXED SURFACE				HARD SURFACE	
		SNOW	SAND	TURF	MUD	CLAY	DIRT	ROCK	CONCRETE	ASPHALT
SOLID FLEX	SMOOTH SOLID FLEX	○	○	○	○	○	○	○	●	●
	INDUSTRIAL SOLID FLEX	○	○	○	●	●	●	●	●	●
	OFF ROAD SOLID FLEX	●	●	○	●	●	●	●	○	○
PNEUMATIC	HARD DUTY (L5)	○	○	○	○	○	●	●	●	●
	SEVERE DUTY	○	○	○	●	●	●	●	●	●
	VERSATILE DUTY	●	●	○	●	●	●	●	●	●
	HEAVY DUTY	●	●	●	●	●	●	●	○	○
	SUPER FLOAT	●	●	●	●	●	●	○	○	○
	STANDARD DUTY	●	●	●	●	●	●	○	○	○
		JOBSITE SURFACE TRACTION →								

TIRE PUNCTURE RESISTANCE →

● Best ● Suitable ○ Not recommended

IDEAL FOR...

► Standard Duty

AGRICULTURE
RENTAL
LANDSCAPING



Designed for maximum traction and grip in off-road conditions. Wide and deep center lugs add extra traction and provide enhanced clean-out. Rim protector and thick sidewalls protect wheel from impact damage. Created for normal machine-hour applications, such as agriculture, rental, landscaping, and general construction.

- Durable tread compound prevents downtime and increases productivity.
- Thick sidewalls for greater resistance to damage and puncture.
- Special bead guard for tire and wheel protection.

► Heavy Duty

RENTAL
CONSTRUCTION



Increase your protection against punctures and wheel damage with the extra thick sidewalls, bead guards, higher ply rate and added under-thread protection on Bobcat heavy duty tires. Superior quality rubber, self-cleaning abilities and high ply rating make these tires ideal for rough, high-hour applications such as rental, construction, landscaping and industrial jobs.

- Strong, durable tread compound resists chunking and separation. Special bead guard for tire and rim protection.
- Durable sidewall provides high resistance to flats and punctures.
- Proven and tested tread compound for better wear and resistance to flats compared to standard tires.



► Versatile Duty

CONSTRUCTION
RECYCLING
INDUSTRIAL



When your job site demands an aggressive long-lasting tire for mixed and hard surfaces, choose the Bobcat versatile duty tire. It's designed to take on more abuse than conventional tires, as well as provide good self-cleaning characteristics. The great tread depth and massive lug-to-void ratio increase life and reduce downtime. Ideal performers in construction, recycling, industrial, rental, and other severe applications.

High ply-ratings to minimize flats, increase service life and reduce downtime due to cuts and punctures.

- Deep tread to maximize life.
- High lug-to-void tread ratio performs well on aggressive surfaces.
- Strong sidewall protection against cuts, punctures and side impacts.



► Severe Duty

ROCKY TERRAIN
WASTE AND RECYCLING
DEMOLITION



Popular Severe Duty pattern also available as a factory option. When your job demands an aggressive, long-lasting tread, choose this tire. Its unique non-directional pattern is designed to take on more abuse than a conventional pneumatic tire for recycling, industrial, rental and other tough applications.

Extra deep tread and high lug-to-void ratio ensure exceptional lifespan and durability, while still providing very good self-cleaning.

This is the toughest, most durable pneumatic tire in Bobcat's range. It will deliver extraordinary hours of service and reduced downtime due to cuts and punctures. There's a good reason why it's called "The Rock Tire" in certain countries.

- Perfect for all general construction and severe-duty applications.
- Works great on moderate to hard surfaces such as mixed dirt and rocks and will handle occasional usage on dirt, mud or concrete.
- Not recommended for snow or turf.



IDEAL FOR...

► Hard Duty (L5)

PAVING
DEMOLITION
WASTE AND RECYCLING



A tough, durable L5 tire with exceptionally long life for hard, abrasive and aggressive surfaces. With enhanced tread and side impact resistance, it's ideally suited to tackle the most demanding applications such as paving, demolition, waste and recycling. This tire is all about resistance.

- Extra deep tread to maximize life and minimize flats and downtime due to cuts and punctures.
- 80% lug-to-void ratio performs well on aggressive surfaces.
- Excellent protection against tread impacts.
- Reinforced sidewall for improved side impact resistance and greater stability.



SKID STEER LOADERS PNEUMATIC TIRES

MACHINES	SIZE	SIZE	TYPE	PLY RATING	MOUNTING	PART NUMBER
S70	5.7 × 12	5.7 × 12	Standard Duty	6	Directional	6987697
		5.7 × 12	Heavy Duty	6	Directional	6987698
	8.5 × 12	8.5 × 12	Standard Duty	6	Directional	6987699
		8.5 × 12	Heavy Duty	6	Directional	6987700
S100	8.5 × 15	8.5 × 15	Standard Duty	6	Directional	6987701
		8.5 × 15	Heavy Duty	6	Directional	6987702
		15.5 – 15	Super float	8	Directional	6987710
S450	7 × 15	7 × 15	Narrow Heavy Duty (use with 7267717 rim)	8	Directional	7245025
		7 × 15	Narrow Heavy Duty Assembly Left	8	Directional	7245349**
		7 × 15	Narrow Heavy Duty Assembly Right	8	Directional	7245350**
400–700 series	10 × 16.5	10 × 16.5	Standard Duty	8	Directional	6987704
		10 × 16.5	Heavy Duty	10	Directional	6987705
		10 × 16.5	Heavy Duty Assembly Left	10	Directional	7236000*
		10 × 16.5	Heavy Duty Assembly Right	10	Directional	7236009*
		13 × 16.5	Super float	10	Directional	6987715
		10 × 16.5	Versatile Duty	10	Non-directional	6987706
		10 × 16.5	Severe Duty	10	Non-directional	6730106
		10 × 16.5	Hard Duty L5	10	Non-directional	7273499
	12 × 16.5	12 × 16.5	Standard Duty	10	Directional	6987707
		12 × 16.5	Heavy Duty	12	Directional	6987708
		15.5 × 16.5	Super float	12	Directional	6987711
		12 × 16.5	Versatile Duty	12	Non-directional	6987709
		12 × 16.5	Severe Duty	12	Non-directional	6730108
		12 × 16.5	Hard Duty L5	12	Non-directional	7273498
S850	14 × 17.5	14 × 17.5	Heavy Duty	14	Directional	6987714
		14 × 17.5	Versatile Duty	14	Non-directional	6987716
		14 × 17.5	Severe Duty	14	Non-directional	7139189

* Complete wheel assembly including rim and valve.

** Complete wheel assembly including rim and valve. Use to reduce machine's width below 1400 mm (55.2").

SKID STEER LOADERS SOLID FLEX TIRES

► Off Road Solid Flex

DEMOLITION
CONSTRUCTION
ROCKY TERRAIN



The cushion holes in Solid Tires guarantee lower vibration compared to full solid tires and give more rider comfort while offering high load capacity and cracking resistance. Twin Flex Tires offer unmatched tire performance on various applications, reduced machine bouncing and uncompromised operator comfort. Their multiple rows of cushioning holes improve the flexibility and vibration damping and mimic the comfort characteristics of pneumatic tires.

- Delivered mounted on rims for fastest and easiest replacement. Tires without rims are also available.
- Pattern for maximum off-road traction and excellent clean-out.
- Cushioning holes in the sidewall for shock absorption, smooth and stable ride for the operator's comfort.
- Zero flats and downtime for higher uptime.

► Industrial Solid Flex

ROCKY TERRAIN
WASTE AND RECYCLING
DEMOLITION



Solid Flex non-directional tires provide excellent ride quality and best durability for mixed and hard surface skid steer applications. This tire is a puncture-proof alternative to Bobcat's Versatile, Severe or Hard Duty tires. Designed to reduce downtime due to flat tires, Industrial Solid Flex tires have an aggressive tread pattern – ensuring traction and self-cleaning action – while offering larger lug area compared to Off Road Solid Flex tires for longer life. Aperture design offers low vibration, giving more operator comfort. Large tread depth ensures great performance in severe applications.

- Great for all construction and demolition applications and on hard dirt, rock, concrete or other severe surfaces.
- This versatile, all-condition tire is truly universal and will serve everywhere except on soft dirt or mud.
- Also not recommended for snow or turf.

► Smooth Solid Flex

WASTE AND RECYCLING
ROAD WORK



Exclusively hard surface Solid Flex tire solution for heavy load applications on flat surfaces such as recycling yards or road works. Designed to provide comfortable ride thanks to cushioning aperture, with special cracking reducing design, while delivering excellent stability and the best tread life on dry hard-surface operations.

- Best for recycling and flat surface concrete or tarmac.
- Not recommended for mud, clay, sloped surfaces or other off-road applications.
- Not recommended for snow or turf.





SKID STEER LOADERS SOLID FLEX TIRES ASSEMBLIES

MACHINES	PNEUMATIC SIZE EQUIVALENT	SIZE	TYPE	PRODUCT TYPE	CUSHIONING ROWS	LEFT SIDE PART NO.	RIGHT SIDE PART NO.	MOUNTING	NOTE
S70	5.7 × 12	5.7 × 12	Off Road Solid Flex	Solid Flex Assembly	1	7365904	7365903	Directional	79–21 offset reducing machine's width under 915 mm (36"), grey rim
		5.7 × 12	Off Road Solid Flex	Solid Flex Assembly	1	7365907	7365906	Directional	79–21 offset reducing machine's width under 915 mm (36"), orange rim
		23 × 5.7–12	Off Road Solid Flex	Solid Flex Assembly	1	7332629		Directional	50–50 (zero offset)
	8.5 × 12	23 × 8.5–12	Off Road Solid Flex	Solid Flex Tire	1	6987759*		Directional	
		23 × 8.5–12	Off Road Solid Flex	Solid Flex Assembly	1	6987748		Directional	
		27 × 8.5–15	Off Road Solid Flex	Solid Flex Tire	1	6987688*		Directional	
S100	8.5 × 15	27 × 8.5–15	Off Road Solid Flex	Solid Flex Assembly	1	6987679	6987678	Directional	
		28 × 9–15	Industrial Solid	Solid Assembly	0	7351895**		Non-directional	
		30 × 8.5–16	Off Road Solid Flex	Solid Flex Tire	2	6987689*		Directional	
400–700 series S66, S76	8.5 × 16	30 × 8.5–16	Off Road Solid Flex	Solid Flex Assembly	2	6987681	6987680	Directional	
		30 × 10–16	Off Road Solid Flex	Solid Flex Assembly	2	6987683	6987682	Directional	
	10 × 16.5	31 × 10–20	Off Road Solid Flex	Solid Flex Tire	1	7246222*	7246223*	Directional	
		31 × 10–20	Off Road Solid Flex	Solid Flex Assembly	1	7246212	7246213	Directional	Orange rim
		31 × 10–20	Off Road Solid Flex	Solid Flex Assembly	1	7296992	7296993	Directional	Grey rim
		31 × 10–20	Industrial Solid Flex	Solid Flex Assembly	1	7313443		Non-directional	
		31 × 10–20	Smooth Solid Flex	Solid Flex Assembly	1	7312257		Non-directional	
		33 × 12–16	Off Road Solid Flex	Solid Flex Tire	2	6987691*		Directional	
	12 × 16.5	33 × 12–16	Off Road Solid Flex	Solid Flex Assembly	2	6987685	6987684	Directional	203.2 mm (8") circle bolt Ø
		33 × 12–16	Off Road Solid Flex	Solid Flex Assembly	2	6904633	6904634	Directional	273 mm (10.75") circle bolt Ø
		33 × 12–20	Off Road Solid Flex	Solid Flex Assembly	1	7246214	7246215	Directional	
		33 × 12–20	Off Road Solid Flex	Solid Flex Assembly	1	7296996	7296997	Directional	
		33 × 12–20	Industrial Solid Flex	Solid Flex Assembly	1	7313442		Non-directional	203.2 mm (8") circle bolt Ø
		33 × 12–20	Industrial Solid Flex	Solid Flex Assembly	1	7313441		Non-directional	273 mm (10.75") circle bolt Ø
		33 × 12–20	Smooth Solid Flex	Solid Flex Assembly	1	7312255		Non-directional	203.2 mm (8") circle bolt Ø
		33 × 12–20	Smooth Solid Flex	Solid Flex Assembly	1	7312256		Non-directional	273 mm (10.75") circle bolt Ø
S850	14 × 17.5	36 × 14–20	Off Road Solid Flex	Solid Flex Tire	1	7246218*	7246219*	Directional	
		36 × 14–20	Off Road Solid Flex	Solid Flex Assembly	1	7246216	7246217	Directional	
		36 × 14–20	Off Road Solid Flex	Solid Flex Tire	2	6987692*		Directional	
		36 × 14–20	Off Road Solid Flex	Solid Flex Assembly	2	6987775	6987776	Directional	
		36 × 14–20	Industrial Solid Flex	Solid Flex Assembly	1	7313440		Non-directional	
		36 × 14–20	Smooth Solid Flex	Solid Flex Assembly	1	7313439		Non-directional	

* Separate Solid Flex tire. Rim is not included

** Fully solid tire without the apertures

1

DELIVERED MOUNTED ON RIMS FOR FASTEST AND EASIEST REPLACEMENT. SEPARATE TIRES ARE ALSO AVAILABLE

2

PATTERN FOR MAXIMUM OFF-ROAD TRACTION AND EXCELLENT CLEAN-OUT

3

CUSHIONING HOLES IN THE SIDEWALL FOR SHOCK ABSORPTION, SMOOTH AND STABLE RIDE

4

ZERO FLATS AND DOWNTIME FOR LOWEST OPERATING COSTS

1

3

2

4



Some measurements have been rounded to the nearest number. Specifications are provided for comparison purposes only and are subject to change without notice.

IMPORTANT

Inflate tires to the maximum pressure shown on the sidewall of the tire. Check tire pressure frequently and always maintain the correct tire pressure. Use tires with the correct load rating for proper operation.



WARNING: AVOID INJURY OR DEATH

Do not inflate the tires above the recommended pressures shown in the Operation & Maintenance Manual, or on the side of the tire. DO NOT mix brands of tires used on the same equipment. Check tires regularly for wear, damage and pressure. The rim flange must be cleaned and free of rust. Installing or repairing a tire on the rim must be done by qualified personnel with the proper equipment. Failure to use correct tire mounting procedure can cause an explosion which can result in injury or death.

SKID STEER LOADERS TIRES POSITIONING

Are you still unsure which Bobcat tire is the best for your needs and whether it is available in desired size? Check below charts for a quick and easy identification of recommended surface type for each type and its puncture resistance.



How to read the chart? Here are some examples:

- Standard and Heavy Duty tires are great for off-road conditions, slippery and soft terrain where the maximum traction and grip are required. They excel there but won't last long when used on abrasive asphalt or concrete. Do you need higher puncture protection for the same terrain? Choose off-road Solid Flex tire.
- For working exclusively on even road or scrapyard floor, where lack of traction is never an issue, the smooth solid flex tire will offer maximum life, puncture protection and ride without vibrations.
- Versatile or Severe duty tires offer best of both worlds – enough grip in off-road applications, except the muddiest terrain and higher protection and tire life for severe, rocky conditions.

BOBAT TIRES TYPES AND SIZES									
SIZE	STANDARD DUTY	HEAVY DUTY	SUPER FLOAT	VERSATILE DUTY	SEVERE DUTY	HARD DUTY (L5)	OFF ROAD SOLID FLEX	INDUSTRIAL SOLID FLEX	SMOOTH SOLID FLEX
5.7 × 12	●	●					●		
8.5 × 12	●	●					●		
7 × 15		●							
8.5 × 15	●						●	●*	
15.5 × 15			●						
8.5 × 16		●					●		
10 × 16.5	●	●		●	●	●	●	●	●
13 × 16.5			●						
12 × 16.5	●	●		●	●	●	●	●	●
15.5 × 16.5			●						
14 × 17.5		●		●	●		●	●	●

* Fully solid tire without the apertures

SNOW CHAINS FOR LOADERS

Do you need more bite when clearing snow with your skid steer or moving around icy jobsite? Be ready for anything nature throws at you with Bobcat snow chains.

Keep your equipment running efficiently with Bobcat snow chains that bite when you need traction. Great not only for snow and ice, but also other difficult conditions such as mud.

Skid steer chains need to withstand the constant twisting and pivoting that makes Bobcat skid steers so effective. Bobcat offers heavy duty snow chains in most common sizes. Ladder style cross chains ensure good contact with surface for maximum traction, longer and even wear.



BOBCAT SNOW CHAINS			
MACHINES	SIZE	PART NUMBER	PRODUCT DESCRIPTION
S70	23 × 8.5–12	6901685	SNOW CHAIN SET (2 CHAINS)
S100	27 × 8.5–15	6901686	SNOW CHAIN SET (2 CHAINS)
S100 Super Float Tires	31 × 15.5	6901689	SNOW CHAIN SET (2 CHAINS)
400–500 series	10 × 16.5	6901687	SNOW CHAIN SET (2 CHAINS)
600–700 series	12 × 16.5	6901688	SNOW CHAIN SET (2 CHAINS)

All chains are sold in pair.














TELESCOPICS TIRES



Telescopic Handlers and Loaders performing heavy-duty and high-productivity jobs rely on stability, balance, and traction offered by our engineering approved tires. Exceptional damage resistance and excellent traction even in wet and difficult conditions are crucial to the proper operation of your Bobcat telescopic machine.



AGRICULTURAL		SEMI-INDUSTRIAL, MULTI-PURPOSE			SEVERE HARD SURFACE
XMCL	T37 STABILARGE	TM R4	SP T9 MPT	ALLIANCE 580	BIBLOAD
					
MPT-06	HAULER SKS	POWER CL	AR-01		TRI STEEL
					

TELESCOPICS SOLID FLEX WHEEL ASSEMBLIES							
RIM SIZE	TIRE SIZE	APPLICATION	BRAND	PATTERN	PART NUMBER	NOTE	CONDITION
24	13.00-24	Solid Flex – Extreme Duty Flat Free	Camso	792S	7323493-0*	Orange rim, Left	Tires to be used only with TL34.65HF, TL35.70, TL38.70HF and TL43.80HF machines equipped with Waste Expert pack.
		Solid Flex – Extreme Duty Flat Free	Camso	792S	7323494-0*	Orange rim, Right	

* Complete wheel assembly including rim



TELESCOPICS PNEUMATIC TIRES

RIM SIZE	TIRE SIZE	APPLICATION	BRAND	PATTERN	PART NUMBER
17	15 × 55 × 17	Agricultural	Mitas	MPT-06	85980.1
17.5	14 × 17.5/14	Agricultural	Camso	Hauler SKS	6987714
20	400/70–20	Agricultural	Michelin	XMCL	7284862
		Construction & Industrial	ATG	Alliance 580	7330219
		Agricultural	Dunlop	T37 Stabilarge	7160222
		Hard surface	Michelin	Bibload	7265291
	405/70–20	Agricultural	Camso	TM R4	7253906
		Semi-industrial	Dunlop	SP T9 MPT	7192649
22.5	445/65–22.5	Agricultural	Mitas	MPT-06	7021769
		Multi-purpose	Mitas	AR-01	7014959
24	400/70–24	Agricultural	Michelin	XMCL	7246047
	400/80–24	Multi-purpose	Michelin	Power CL	7176736
		Agricultural	Camso	TM R4	7230672
	405/70–24	Construction & Industrial	ATG	Alliance 580	7330220
		Semi-industrial	Dunlop	SP T9 MPT	7192650
	460/65–24	Severe, recycling	Nokian	TRI Steel	7192651
	460/70–24	Agricultural	Michelin	XMCL	7160204
		Construction & Industrial	ATG	Alliance 580	7344689
		Hard surface	Michelin	Bibload	7323392
	500/70–24	Agricultural	Michelin	XMCL	7188516



BACKHOE LOADERS PNEUMATIC TIRES



Bobcat Backhoe Loaders are versatile machines and can easily be configured for a variety of applications – and correct tire choice will help unleash their full potential!

Our tires are designed and selected to maximize the productivity and performance of your Bobcat Backhoe Loader. Whatever your job – digging, trenching, breaking or material handling – we have the tire to get it done efficiently. 2 main categories are available:

► **PATTERNS FOR MOSTLY SOFT TERRAIN, OFF-ROAD APPLICATIONS**

► **VERSATILE PATTERNS FOR MIXED TO HARD SURFACES.**



MIXED SOFT TERRAIN

SL R4 & TM R4 PATTERNS

Heavy-duty durability and off-road traction

- Designed for extended tire life, heavy-duty durability and superior traction in severe off-road conditions
- Heavy-duty carcass for improved stability and side impact resistance
- Tread design improves self-cleaning for excellent traction
- Extra-deep tread increases tread life and off-road traction

SL R4



TM R4



HARD

SOFT

MIXED HARD TERRAIN

4L I3 & BHL 753 PATTERNS

Comfort, smooth ride and durability for mixed surfaces

- Versatile tread patterns for reduced vibrations, enhanced driving comfort and long tire life
- Protection against tread impacts and punctures
- Provides excellent stability and side impact resistance

4L I3



BHL 753



HARD

SOFT



BACKHOE LOADERS PNEUMATIC TIRES

SIZE	MOUNTING SIDE	APPLICATION	RECOMMENDED SURFACE	PATTERN	PN	B700	B730	B750	B780
9.0–16	Front	Petlas	Mixed Soft	60% soft / 40% hard	7289988	● (2WD)			
		Michelin	Mixed Soft	60% soft / 40% hard	7301867				
12.5–18	Front	Petlas	Mixed Soft	60% soft / 40% hard	7289983	● (4WD)	●		
		Michelin	Mixed Soft	60% soft / 40% hard	7301868				
		SL R4	Mixed Soft	60% soft / 40% hard	7365322				
		4L I3	Mixed Hard	40% soft / 60% hard	7365323				
14.5–20	Front	Petlas	Mixed Soft	60% soft / 40% hard	7293064			●	
		Michelin	Mixed Soft	60% soft / 40% hard	7301869				
		TM R4	Mixed Soft	60% soft / 40% hard	7253906				
		4L I3	Mixed Hard	40% soft / 60% hard	7365324				
16.9–28	Front / Rear	Petlas	Mixed Soft	60% soft / 40% hard	7289982	● (R)	● (R)	● (R)	● (F+R)
		Michelin	Mixed Soft	60% soft / 40% hard	7301870				
		SL R4	Mixed Soft	60% soft / 40% hard	7365326				
		BHL 753	Mixed Hard	40% soft / 60% hard	7365327				



BE OM **EN OFFERT**

Klicka bara på **knappen** eller skanna **QR-koden** nedan för åtkomst till vårt offertformulär.

Vi kontakter dig så snart som möjligt. Tack!



BEGÄR OFFERT

